



Spill Containment Products

Spill Trays
Spill Pallets
Spill IBCs





Spill Containment Products

Spills can have scary results, from damage to fines and more. Most facilities work with hazardous liquids in some capacity. Are you one of them? If so, to protect your employees, your facility, and your company, you need to have complete trust in your spill control and containment solutions.

Our plastic spill Containment products are used to prevent oil runoff and keep your workplace safe and compliant. It's heavy duty, durable and resistant to corrosion, weathering, UV rays and is compatible with all chemicals.

Materials of our storage pallets are 100% Polyethylene (LLDPE) for Rotational Molding Processing, and 100% Polyethylene (HDPE) for Injection Molding assembly Processing.

All our products complied with all the current international regulations and Meets EPA and SPCC regulations.

PRODUCT RANGE										
	DESCRIPTION	MODEL	DIMENSIONS L x W x H (MM)	PROCESS	MATERIALS	CONTAINMENT CAPACITY (L)	LOAD CAPACITY (KG)	DRAIN	FORKLIFTABLE	PHOTO
SPILL TRAY	1 DRUM SPILL TRAY	SCST1J	675x675x150	Injection Molding	100% PE (HDPE)	43	500	Built-in	None	
	1 DRUM SPILL TRAY	SCST1R	675x675x150	Rotational Molding	100% PE (LLDPE)	43	500	Built-in	None	
	2 DRUM SPILL TRAY	SCST2J	1300x690x150	Injection Molding	100% PE (HDPE)	70	1200	Built-in	2-Way	
	2 DRUM SPILL TRAY	SCST2R	1300x690x150	Rotational Molding	100% PE (LLDPE)	70	1200	Built-in	2-Way	
	4 DRUM SPILL TRAY	SCST4J	1300x1300x150	Injection Molding	100% PE (HDPE)	120	2800	Built-in	4-Way	
	4 DRUM SPILL TRAY	SCST4R	1300x1300x150	Rotational Molding	100% PE (LLDPE)	120	2800	Built-in	4-Way	
SPILL PALLET	2 DRUM SPILL PALLET	SCSP2JW	1300x690x300	Injection Molding	100% PE (HDPE)	120	1200	Built-in	2-Way	
	2 DRUM SPILL PALLET	SCSP2JN	1300x690x300	Injection Molding	100% PE (HDPE)	150	1200	Built-in	2-Way	
	2 DRUM SPILL PALLET	SCSP2R	1300x690x300	Rotational Molding	100% PE (LLDPE)	150	1200	Built-in	2-Way	
	4 DRUM SPILL PALLET	SCSP4JW	1300x1300x300	Injection Molding	100% PE (HDPE)	220	2800	Built-in	4-Way	
	4 DRUM SPILL PALLET	SCSP4JN	1300x1300x300	Injection Molding	100% PE (HDPE)	280	2800	Built-in	4-Way	
	4 DRUM SPILL PALLET	SCSP4R	1300x1300x300	Rotational Molding	100% PE (LLDPE)	280	2800	Built-in	4-Way	
SPILL IBC	SINGLE-IBC SPILL PALLET	SCSPIBC1R	1350x1350x900	Rotational Molding	100% PE (LLDPE)	1300	3000	Built-in	4-Way	
	DOUBLE-IBC SPILL PALLET	SCSPIBC2R	2200x1300x500	Rotational Molding	100% PE (LLDPE)	1100	4000	Built-in	2-Way	





Heavy-Duty Spill Tray

1 Drum

Injection-Molding

Model: SCST1J

SINGLE DRUM SPILL TRAY

Suitable for 1x55 gal, Plastic or Steel Drum

PRODUCT SPECIFICATIONS

DESCRIPTION	Low Profile Spill Tray
MODEL	SCST1J
DIMENSIONS (L x W x H)	675x675x150 (MM)
SIZE TOLERANCE	± 3%
STATIC LOAD	500 (KG)
DYNAMIC LOAD	300 (KG)
CONTAINMENT CAP.	43 (L)
PRODUCT WEIGHT	6.3 (KG)
MATERIALS	100% POLYETHYLENE (HDPE)
PROCESS	Injection-Molding
WORKING TEMP	(-40 TO 70) C°
FLUID OUTLET	Built-in Drain



FORKLIFT USE	<input checked="" type="checkbox"/>
FORKLIFT ENTRY	0-way



HAND LIFTER	<input checked="" type="checkbox"/>
LIFTER TYPE	<input checked="" type="checkbox"/>
LIFTER ENTRY	0-way





Heavy-Duty Spill Tray

1 Drum

Rotational-Molding

Model: SCST1R

SINGLE DRUM SPILL TRAY

Suitable for 1x55 gal, Plastic or Steel Drum

PRODUCT SPECIFICATIONS

DESCRIPTION	Low Profile Spill Tray
MODEL	SCST1R
DIMENSIONS (L x W x H)	675x675x150 (MM)
SIZE TOLERANCE	± 3%
STATIC LOAD	500 (KG)
DYNAMIC LOAD	300 (KG)
CONTAINMENT CAP.	43 (L)
PRODUCT WEIGHT	6.3 (KG)
MATERIALS	100% POLYETHYLENE (LLDPE)
PROCESS	Rotational-Molding
WORKING TEMP	(-40 TO 70) C°
FLUID OUTLET	Built-in Drain



FORKLIFT USE	<input checked="" type="checkbox"/>
FORKLIFT ENTRY	0-way



HAND LIFTER	<input checked="" type="checkbox"/>
LIFTER TYPE	<input checked="" type="checkbox"/>
LIFTER ENTRY	0-way





Heavy-Duty Spill Tray

2 Drum

Injection-Molding

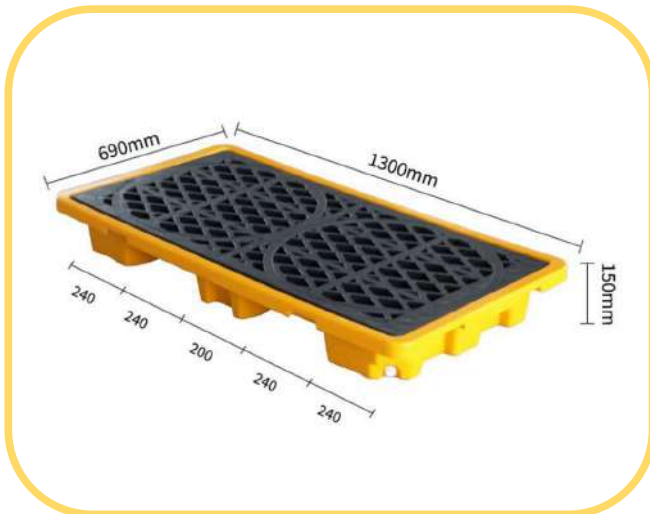
Model: SCST2J

DOUBLE DRUM SPILL TRAY

Suitable for 2x55 gal, Plastic or Steel Drum

PRODUCT SPECIFICATIONS

DESCRIPTION	Low Profile Spill Tray
MODEL	SCST2J
DIMENSIONS (L x W x H)	1300x690x150 (MM)
SIZE TOLERANCE	± 3%
STATIC LOAD	1200 (KG)
DYNAMIC LOAD	600 (KG)
CONTAINMENT CAP.	70 (L)
PRODUCT WEIGHT	12 (KG)
MATERIALS	100% POLYETHYLENE (HDPE)
PROCESS	Injection-Molding
WORKING TEMP	(-40 TO 70) C°
FLUID OUTLET	Built-in Drain



FORKLIFT USE	<input checked="" type="checkbox"/>
FORKLIFT ENTRY	2-way



HAND LIFTER	<input checked="" type="checkbox"/>
LIFTER TYPE	Standard
LIFTER ENTRY	2-way





Heavy-Duty Spill Tray

2 Drum

Rotational-Molding

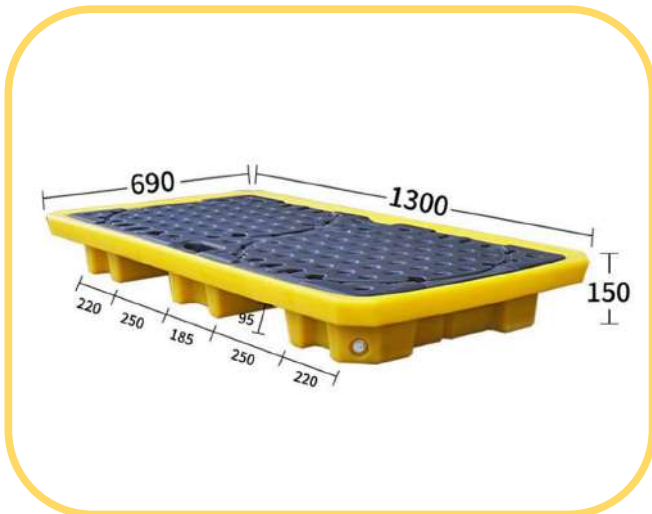
Model: SCST2R

DOUBLE DRUM SPILL TRAY

Suitable for 2x55 gal, Plastic or Steel Drum

PRODUCT SPECIFICATIONS

DESCRIPTION	Low Profile Spill Tray
MODEL	SCST2R
DIMENSIONS (L x W x H)	1300x690x150 (MM)
SIZE TOLERANCE	± 3%
STATIC LOAD	1200 (KG)
DYNAMIC LOAD	600 (KG)
CONTAINMENT CAP.	70 (L)
PRODUCT WEIGHT	13 (KG)
MATERIALS	100% POLYETHYLENE (LLDPE)
PROCESS	Rotational-Molding
WORKING TEMP	(-40 TO 70) C°
FLUID OUTLET	Built-in Drain



FORKLIFT USE	<input checked="" type="checkbox"/>
FORKLIFT ENTRY	2-way



HAND LIFTER	<input checked="" type="checkbox"/>
LIFTER TYPE	Standard
LIFTER ENTRY	2-way





Heavy-Duty Spill Tray

4 Drum

Injection-Molding

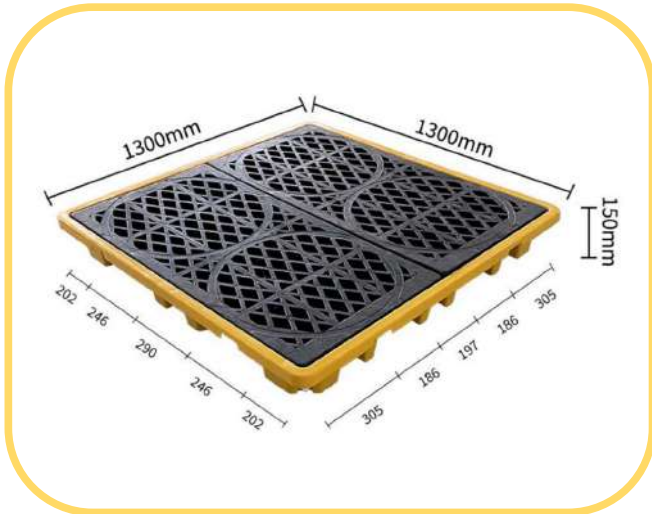
Model: SCST4J

FOUR DRUM SPILL TRAY

Suitable for 4x55 gal, Plastic or Steel Drum

PRODUCT SPECIFICATIONS

DESCRIPTION	Low Profile Spill Tray
MODEL	SCST4J
DIMENSIONS (L x W x H)	1300x1300x150 (MM)
SIZE TOLERANCE	± 3%
STATIC LOAD	2800 (KG)
DYNAMIC LOAD	1200 (KG)
CONTAINMENT CAP.	120 (L)
PRODUCT WEIGHT	23 (KG)
MATERIALS	100% POLYETHYLENE (HDPE)
PROCESS	Injection-Molding
WORKING TEMP	(-40 TO 70) C°
FLUID OUTLET	Built-in Drain



FORKLIFT USE	<input checked="" type="checkbox"/>
FORKLIFT ENTRY	4-way



HAND LIFTER	<input checked="" type="checkbox"/>
LIFTER TYPE	Standard
LIFTER ENTRY	4-way





Heavy-Duty Spill Tray

4 Drum

Rotational-Molding

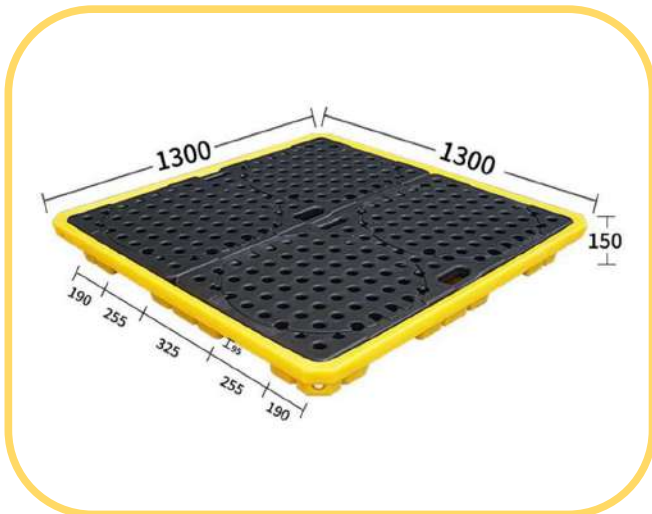
Model: SCST4R

FOUR DRUM SPILL TRAY

Suitable for 4x55 gal, Plastic or Steel Drum

PRODUCT SPECIFICATIONS

DESCRIPTION	Low Profile Spill Tray
MODEL	SCST4R
DIMENSIONS (L x W x H)	1300x1300x150 (MM)
SIZE TOLERANCE	± 3%
STATIC LOAD	2800 (KG)
DYNAMIC LOAD	1200 (KG)
CONTAINMENT CAP.	120 (L)
PRODUCT WEIGHT	24 (KG)
MATERIALS	100% POLYETHYLENE (LLDPE)
PROCESS	Rotational-Molding
WORKING TEMP	(-40 TO 70) C°
FLUID OUTLET	Built-in Drain



FORKLIFT USE	<input checked="" type="checkbox"/>
FORKLIFT ENTRY	4-way



HAND LIFTER	<input checked="" type="checkbox"/>
LIFTER TYPE	Wide
LIFTER ENTRY	4-way





Heavy-Duty Spill Pallet

2 Drum

Injection-Molding

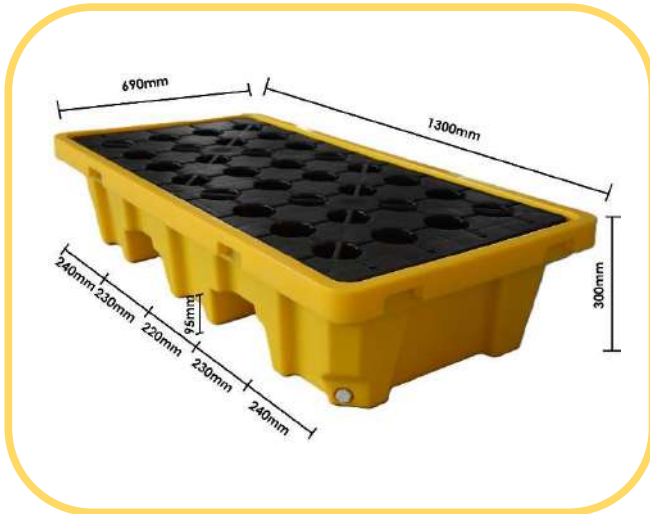
Model: SCSP2JW

DOUBLE DRUM SPILL PALLET

Suitable for 2x55 gal, Plastic or Steel Drum

PRODUCT SPECIFICATIONS

DESCRIPTION	High Profile Spill Pallet
MODEL	SCSP2JW
DIMENSIONS (L x W x H)	1300x690x300 (MM)
SIZE TOLERANCE	± 3%
STATIC LOAD	1200 (KG)
DYNAMIC LOAD	600 (KG)
CONTAINMENT CAP.	120 (L)
PRODUCT WEIGHT	18 (KG)
MATERIALS	100% POLYETHYLENE (HDPE)
PROCESS	Injection-Molding
WORKING TEMP	(-40 TO 70) C°
FLUID OUTLET	Built-in Drain



FORKLIFT USE	<input checked="" type="checkbox"/>
FORKLIFT ENTRY	2-way



HAND LIFTER	<input checked="" type="checkbox"/>
LIFTER TYPE	Wide
LIFTER ENTRY	2-way





Heavy-Duty Spill Pallet

2 Drum

Injection-Molding

Model: SCSP2JN

DOUBLE DRUM SPILL PALLET

Suitable for 2x55 gal, Plastic or Steel Drum

PRODUCT SPECIFICATIONS

DESCRIPTION	High Profile Spill Pallet
MODEL	SCSP2JN
DIMENSIONS (L x W x H)	1300x680x300 (MM)
SIZE TOLERANCE	± 3%
STATIC LOAD	1200 (KG)
DYNAMIC LOAD	600 (KG)
CONTAINMENT CAP.	150 (L)
PRODUCT WEIGHT	18 (KG)
MATERIALS	100% POLYETHYLENE (HDPE)
PROCESS	Injection-Molding
WORKING TEMP	(-40 TO 70) C°
FLUID OUTLET	Built-in Drain



FORKLIFT USE	<input checked="" type="checkbox"/>
FORKLIFT ENTRY	2-way



HAND LIFTER	<input checked="" type="checkbox"/>
LIFTER TYPE	Standard
LIFTER ENTRY	2-way





Heavy-Duty Spill Pallet

2 Drum

Rotational-Molding


Model: SCSP2R

DOUBLE DRUM SPILL PALLET

Suitable for 2x55 gal, Plastic or Steel Drum

PRODUCT SPECIFICATIONS

DESCRIPTION	High Profile Spill Pallet
MODEL	SCSP2R
DIMENSIONS (L x W x H)	1300x690x300 (MM)
SIZE TOLERANCE	± 3%
STATIC LOAD	1200 (KG)
DYNAMIC LOAD	600 (KG)
CONTAINMENT CAP.	150 (L)
PRODUCT WEIGHT	18 (KG)
MATERIALS	100% POLYETHYLENE (LLDPE)
PROCESS	Rotational-Molding
WORKING TEMP	(-40 TO 70) C°
FLUID OUTLET	Built-in Drain



FORKLIFT USE	<input checked="" type="checkbox"/>
FORKLIFT ENTRY	2-way



HAND LIFTER	<input checked="" type="checkbox"/>
LIFTER TYPE	Standard
LIFTER ENTRY	2-way





Heavy-Duty Spill Pallet

4 Drum

Injection-Molding


Model: SCSP4JW

FOUR DRUM SPILL PALLET

Suitable for 4x55 gal, Plastic or Steel Drum

PRODUCT SPECIFICATIONS

DESCRIPTION	High Profile Spill Pallet
MODEL	SCSP4JW
DIMENSIONS (L x W x H)	1300x1300x300 (MM)
SIZE TOLERANCE	± 3%
STATIC LOAD	2800 (KG)
DYNAMIC LOAD	12000 (KG)
CONTAINMENT CAP.	220 (L)
PRODUCT WEIGHT	32 (KG)
MATERIALS	100% POLYETHYLENE (HDPE)
PROCESS	Injection-Molding
WORKING TEMP	(-40 TO 70) C°
FLUID OUTLET	Built-in Drain



FORKLIFT USE	<input checked="" type="checkbox"/>
FORKLIFT ENTRY	4-way



HAND LIFTER	<input checked="" type="checkbox"/>
LIFTER TYPE	Wide
LIFTER ENTRY	4-way





Heavy-Duty Spill Pallet

4 Drum

Injection-Molding


Model: SCSP4JN

FOUR DRUM SPILL PALLET

Suitable for 4x55 gal, Plastic or Steel Drum

PRODUCT SPECIFICATIONS

DESCRIPTION	High Profile Spill Pallet
MODEL	SCSP4JN
DIMENSIONS (L x W x H)	1300x1300x300 (MM)
SIZE TOLERANCE	± 3%
STATIC LOAD	2800 (KG)
DYNAMIC LOAD	1200 (KG)
CONTAINMENT CAP.	280 (L)
PRODUCT WEIGHT	31 (KG)
MATERIALS	100% POLYETHYLENE (HDPE)
PROCESS	Injection-Molding
WORKING TEMP	(-40 TO 70) C°
FLUID OUTLET	Built-in Drain



FORKLIFT USE	<input checked="" type="checkbox"/>
FORKLIFT ENTRY	4-way



HAND LIFTER	<input checked="" type="checkbox"/>
LIFTER TYPE	Standard
LIFTER ENTRY	4-way





Heavy-Duty Spill Pallet

4 Drum

Rotational-Molding

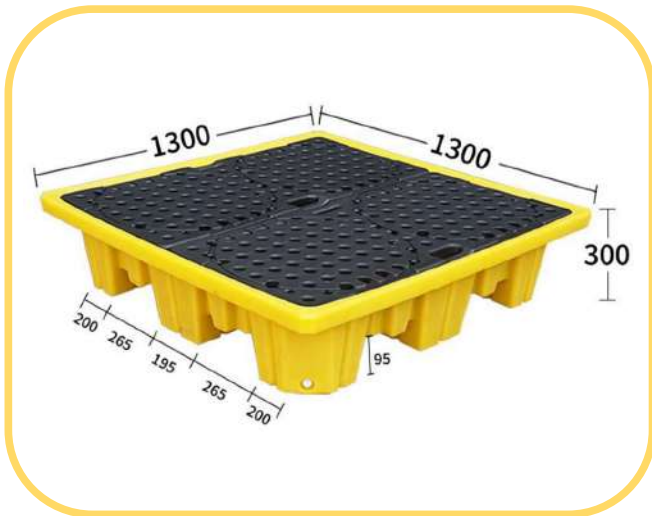
Model: SCSP4R

FOUR DRUM SPILL PALLET

Suitable for 4x55 gal, Plastic or Steel Drum

PRODUCT SPECIFICATIONS

DESCRIPTION	High Profile Spill Pallet
MODEL	SCSP4R
DIMENSIONS (L x W x H)	1300x1300x300 (MM)
SIZE TOLERANCE	± 3%
STATIC LOAD	2800 (KG)
DYNAMIC LOAD	1200 (KG)
CONTAINMENT CAP.	280 (L)
PRODUCT WEIGHT	33 (KG)
MATERIALS	100% POLYETHYLENE (LLDPE)
PROCESS	Rotational-Molding
WORKING TEMP	(-40 TO 70) C°
FLUID OUTLET	Built-in Drain



FORKLIFT USE	<input checked="" type="checkbox"/>
FORKLIFT ENTRY	4-way



HAND LIFTER	<input checked="" type="checkbox"/>
LIFTER TYPE	Standard
LIFTER ENTRY	4-way





Heavy-Duty IBC Pallet

1 IBC

Rotational-Molding

Model: SCSPIBC1R

SINGLE-IBC SPILL PALLET

Suitable for 1x330 gal, IBC Tote

PRODUCT SPECIFICATIONS

DESCRIPTION	High Profile Spill Pallet
MODEL	SCSPIBC1R
DIMENSIONS (L x W x H)	1350x1350x900 (MM)
SIZE TOLERANCE	± 3%
STATIC LOAD	3000 (KG)
DYNAMIC LOAD	1800 (KG)
CONTAINMENT CAP.	1300 (L)
PRODUCT WEIGHT	71 (KG)
MATERIALS	100% POLYETHYLENE (LLDPE)
PROCESS	Rotational-Molding
WORKING TEMP	(-40 TO 70) C°
FLUID OUTLET	Built-in Drain



FORKLIFT USE	<input checked="" type="checkbox"/>
FORKLIFT ENTRY	4-way



HAND LIFTER	<input checked="" type="checkbox"/>
LIFTER TYPE	wide
LIFTER ENTRY	4-way





Heavy-Duty IBC Pallet

2 IBC

Rotational-Molding


Model: SCSPIBC2R

DOUBLE-IBC SPILL PALLET

Suitable for 2x330 gal, IBC Tote

PRODUCT SPECIFICATIONS

DESCRIPTION	Low Profile Spill Pallet
MODEL	SCSPIBC2R
DIMENSIONS (L x W x H)	2200x1300x500 (MM)
SIZE TOLERANCE	± 3%
STATIC LOAD	4000 (KG)
DYNAMIC LOAD	1800 (KG)
CONTAINMENT CAP.	1100 (L)
PRODUCT WEIGHT	105 (KG)
MATERIALS	100% POLYETHYLENE (LLDPE)
PROCESS	Rotational-Molding
WORKING TEMP	(-40 TO 70) C°
FLUID OUTLET	Built-in Drain



FORKLIFT USE	<input checked="" type="checkbox"/>
FORKLIFT ENTRY	2-way



HAND LIFTER	<input checked="" type="checkbox"/>
LIFTER TYPE	wide
LIFTER ENTRY	2-way

